

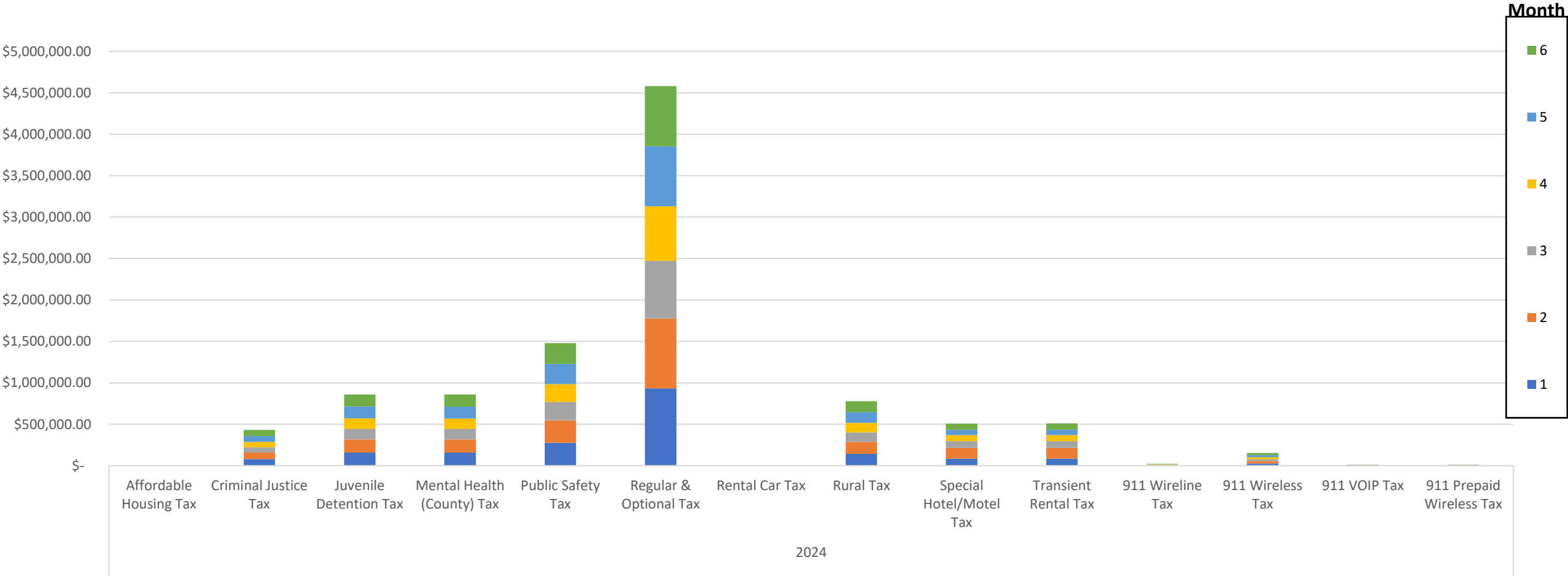
Finance Committee Revenue and Statistics Packet

August 13th, 2024

Kittitas County Treasurer's Office

Kittitas County (Unincorporated) Sales Tax Collections by Type

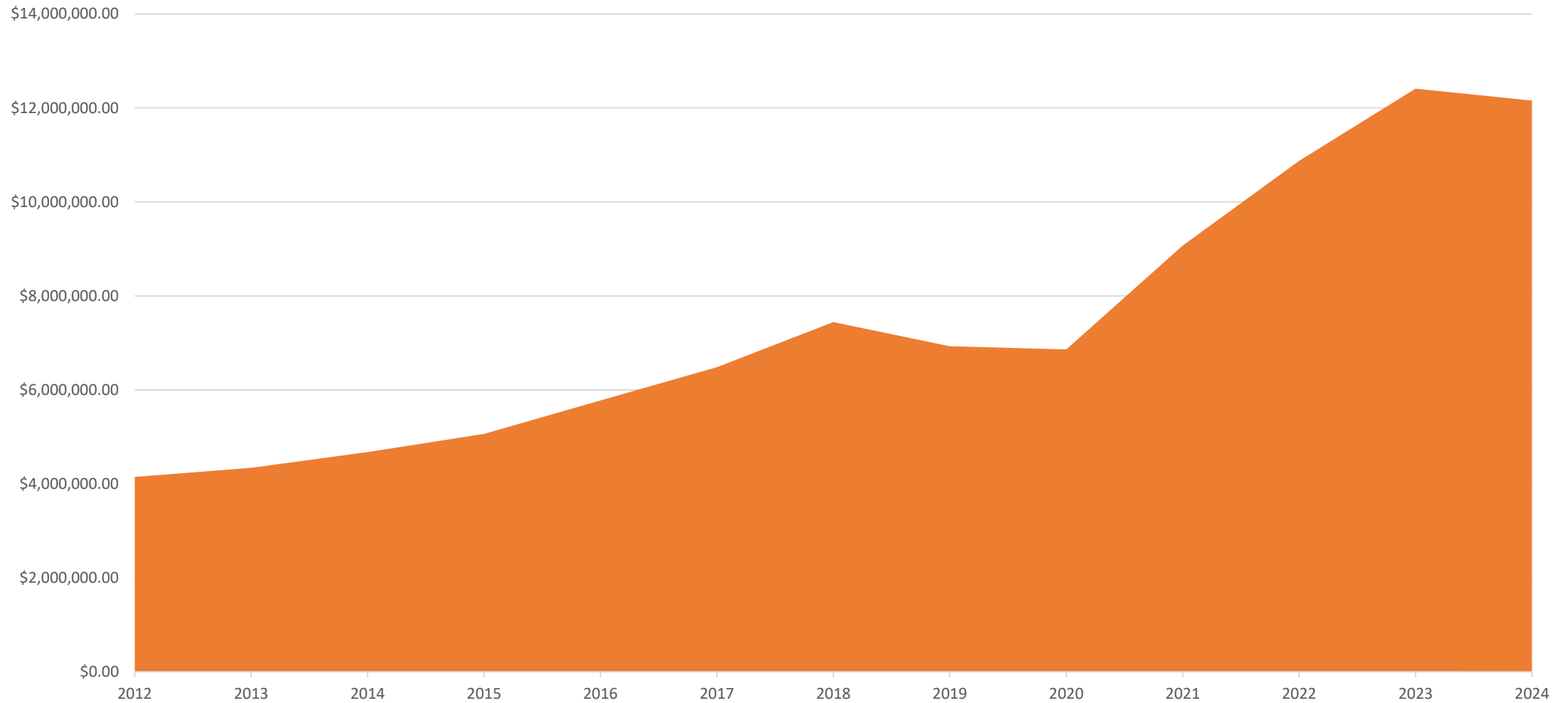
January through June 2024



Kittitas County (Unincorporated) Sales Tax Collections by Type – 2024 Data



Sum of Distribution	Month							
Location		1	2	3	4	5	6	Grand Total
KITTITAS COUNTY	\$	1,958,665.81	\$ 1,939,000.10	\$ 1,545,459.31	\$ 1,491,990.64	\$ 1,612,453.73	\$ 1,660,462.27	\$ 10,208,031.86
2024	\$	1,958,665.81	\$ 1,939,000.10	\$ 1,545,459.31	\$ 1,491,990.64	\$ 1,612,453.73	\$ 1,660,462.27	\$ 10,208,031.86
Affordable Housing Tax	\$	-	\$ -	\$ -	\$ -	\$ -	\$ -	\$ -
Criminal Justice Tax	\$	80,326.28	\$ 78,742.96	\$ 64,145.41	\$ 63,993.86	\$ 71,338.79	\$ 74,013.79	\$ 432,561.09
Juvenile Detention Tax	\$	159,731.71	\$ 156,583.42	\$ 127,555.14	\$ 127,254.18	\$ 141,859.38	\$ 147,178.84	\$ 860,162.67
Mental Health (County) Tax	\$	159,508.33	\$ 156,040.16	\$ 127,246.31	\$ 127,076.27	\$ 141,675.48	\$ 146,475.46	\$ 858,022.01
Public Safety Tax	\$	277,521.97	\$ 269,070.57	\$ 221,030.62	\$ 217,948.39	\$ 242,008.10	\$ 251,409.64	\$ 1,478,989.29
Regular & Optional Tax	\$	932,717.75	\$ 843,668.34	\$ 693,950.78	\$ 658,870.04	\$ 725,658.58	\$ 725,275.48	\$ 4,580,140.97
Rental Car Tax	\$	-	\$ -	\$ -	\$ -	\$ -	\$ -	\$ -
Rural Tax	\$	143,310.11	\$ 142,082.08	\$ 115,821.92	\$ 115,398.85	\$ 128,683.72	\$ 133,602.74	\$ 778,899.42
Special Hotel/Motel Tax	\$	86,012.45	\$ 128,135.82	\$ 81,877.92	\$ 74,120.52	\$ 62,849.55	\$ 74,337.60	\$ 507,333.86
Transient Rental Tax	\$	85,966.17	\$ 128,223.67	\$ 82,395.96	\$ 74,116.81	\$ 64,249.77	\$ 74,180.73	\$ 509,133.11
911 Wireline Tax	\$	4,036.03	\$ 3,914.76	\$ 3,957.47	\$ 3,859.30	\$ 3,803.88	\$ 3,773.38	\$ 23,344.82
911 Wireless Tax	\$	25,281.26	\$ 27,861.82	\$ 23,003.07	\$ 24,862.07	\$ 26,022.19	\$ 25,589.91	\$ 152,620.32
911 VOIP Tax	\$	1,994.40	\$ 2,216.31	\$ 2,198.40	\$ 2,142.46	\$ 2,047.99	\$ 2,221.45	\$ 12,821.01
911 Prepaid Wireless Tax	\$	2,259.35	\$ 2,460.19	\$ 2,276.31	\$ 2,347.89	\$ 2,256.30	\$ 2,403.25	\$ 14,003.29
Grand Total	\$	1,958,665.81	\$ 1,939,000.10	\$ 1,545,459.31	\$ 1,491,990.64	\$ 1,612,453.73	\$ 1,660,462.27	\$ 10,208,031.86

Total Sales Tax Growth- Unincorporated Kittitas County January through June Remittance 2012-2024

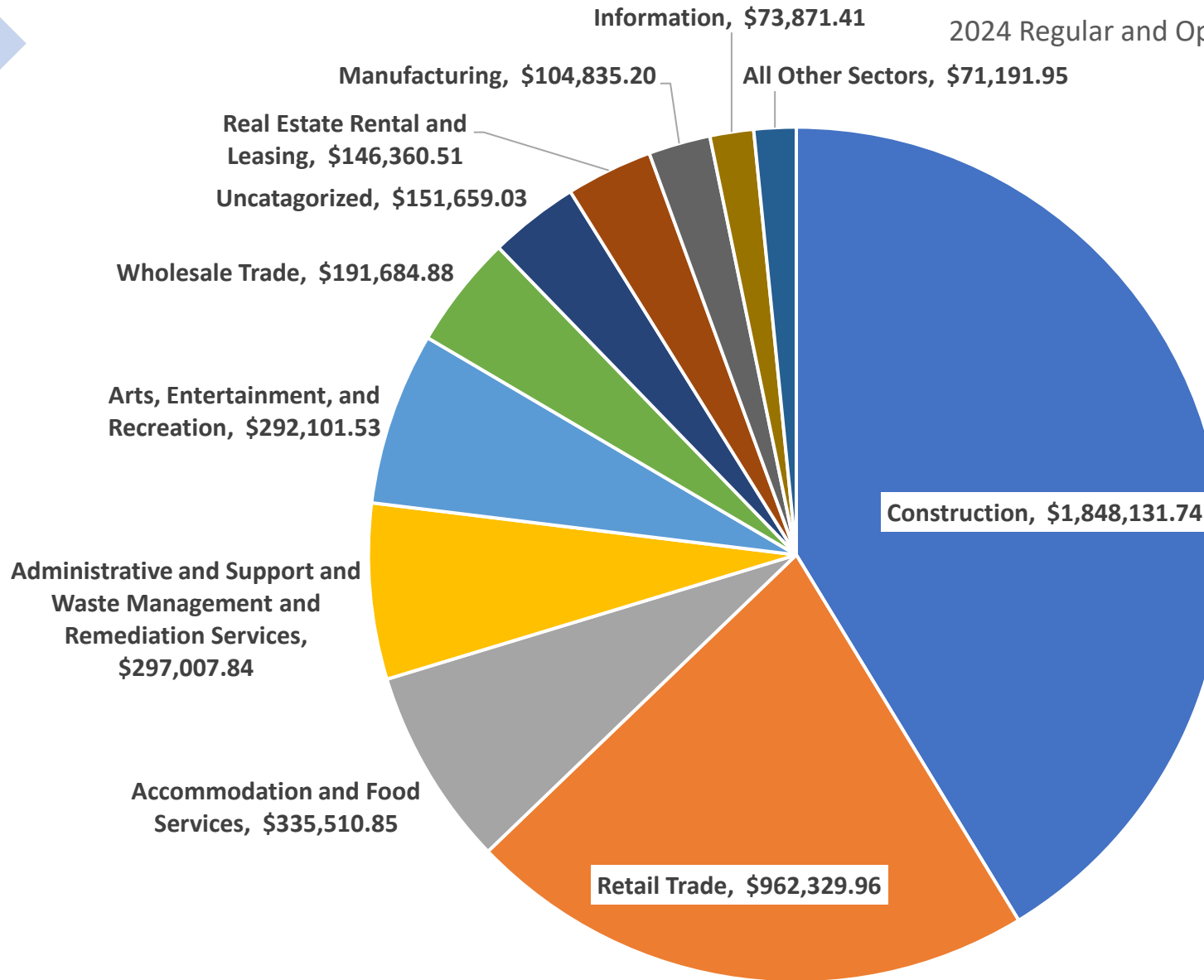


Reference: YoY Analysis

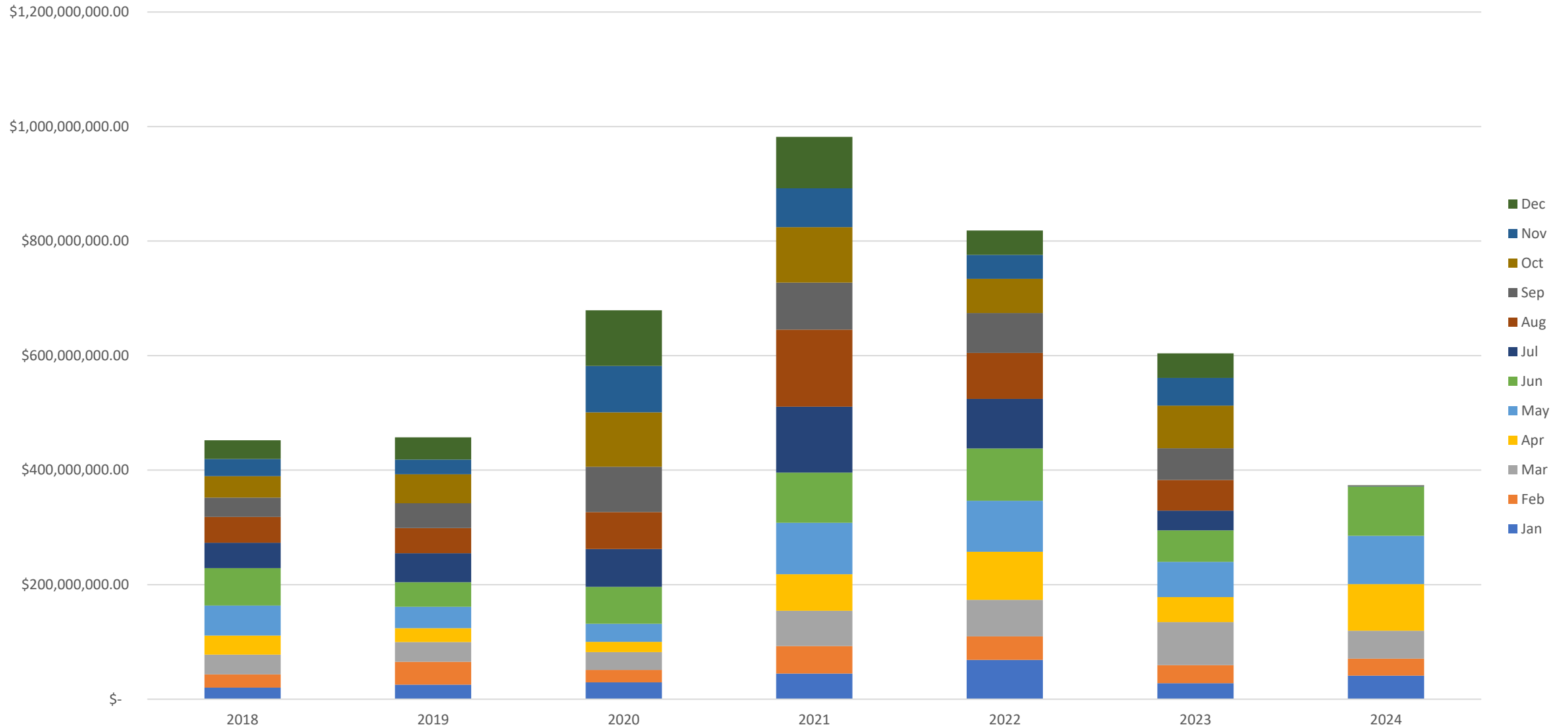
January through June Remittance

Year 															
2020			2021			2022			2023						
Tax Type		Sum of Distribution	YoY Analysis	Sum of Distribution	YoY Analysis	Sum of Distribution	YoY Analysis	Sum of Distribution	YoY Analysis	Sum of Distribution	YoY Analysis				
911 Prepaid Wireless Tax	\$	20,587.55	<div></div>	\$	19,638.58	-4.61%	\$	17,669.66	-10.03%	\$	16,421.95	-7.06%	\$	16,511.33	0.54%
911 VOIP Tax	\$	12,890.49		\$	11,297.16	-12.36%	\$	15,615.10	38.22%	\$	15,685.47	0.45%	\$	14,924.96	-4.85%
911 Wireless Tax	\$	146,101.87		\$	156,296.05	6.98%	\$	163,781.40	4.79%	\$	171,974.45	5.00%	\$	178,412.21	3.74%
911 Wireline Tax	\$	39,383.99		\$	36,830.87	-6.48%	\$	33,598.64	-8.78%	\$	29,033.46	-13.59%	\$	27,092.56	-6.69%
Affordable Housing Tax				\$	67,025.29		\$	17,165.05	-74.39%	\$	13,235.04	-22.90%	\$	14,159.52	6.99%
Criminal Justice Tax	\$	351,844.89		\$	438,852.97	24.73%	\$	490,727.09	11.82%	\$	514,518.51	4.85%	\$	514,853.29	0.07%
Juvenile Detention Tax	\$	675,006.83		\$	842,475.35	24.81%	\$	963,209.23	14.33%	\$	1,025,970.48	6.52%	\$	1,019,882.71	-0.59%
Mental Health (County) Tax						#NULL!	\$	276,211.24		\$	1,018,325.46	268.68%	\$	1,017,469.08	-0.08%
Public Safety Tax	\$	1,150,536.78		\$	1,425,413.99	23.89%	\$	1,653,831.04	16.02%	\$	1,763,096.69	6.61%	\$	1,756,283.88	-0.39%
Regular & Optional Tax	\$	3,344,633.07		\$	4,242,926.31	26.86%	\$	5,184,179.49	22.18%	\$	5,706,080.11	10.07%	\$	5,450,335.29	-4.48%
Rental Car Tax	\$	2,869.95		\$	2,930.00	2.09%	\$	-	-100.00%	\$	-	#DIV/0!	\$	-	#DIV/0!
Rural Tax	\$	613,181.48		\$	763,187.19	24.46%	\$	873,710.62	14.48%	\$	936,516.50	7.19%	\$	924,096.36	-1.33%
Special Hotel/Motel Tax	\$	251,605.83		\$	530,489.92	110.84%	\$	591,247.62	11.45%	\$	587,278.63	-0.67%	\$	609,545.76	3.79%
Transient Rental Tax	\$	250,778.22		\$	530,729.84	111.63%	\$	590,800.09	11.32%	\$	609,958.47	3.24%	\$	611,246.00	0.21%
Grand Total	\$	6,859,420.95			\$	9,068,093.52	32.20%	\$	10,871,746.27	19.89%	\$	12,408,095.22	14.13%	\$	12,154,812.95

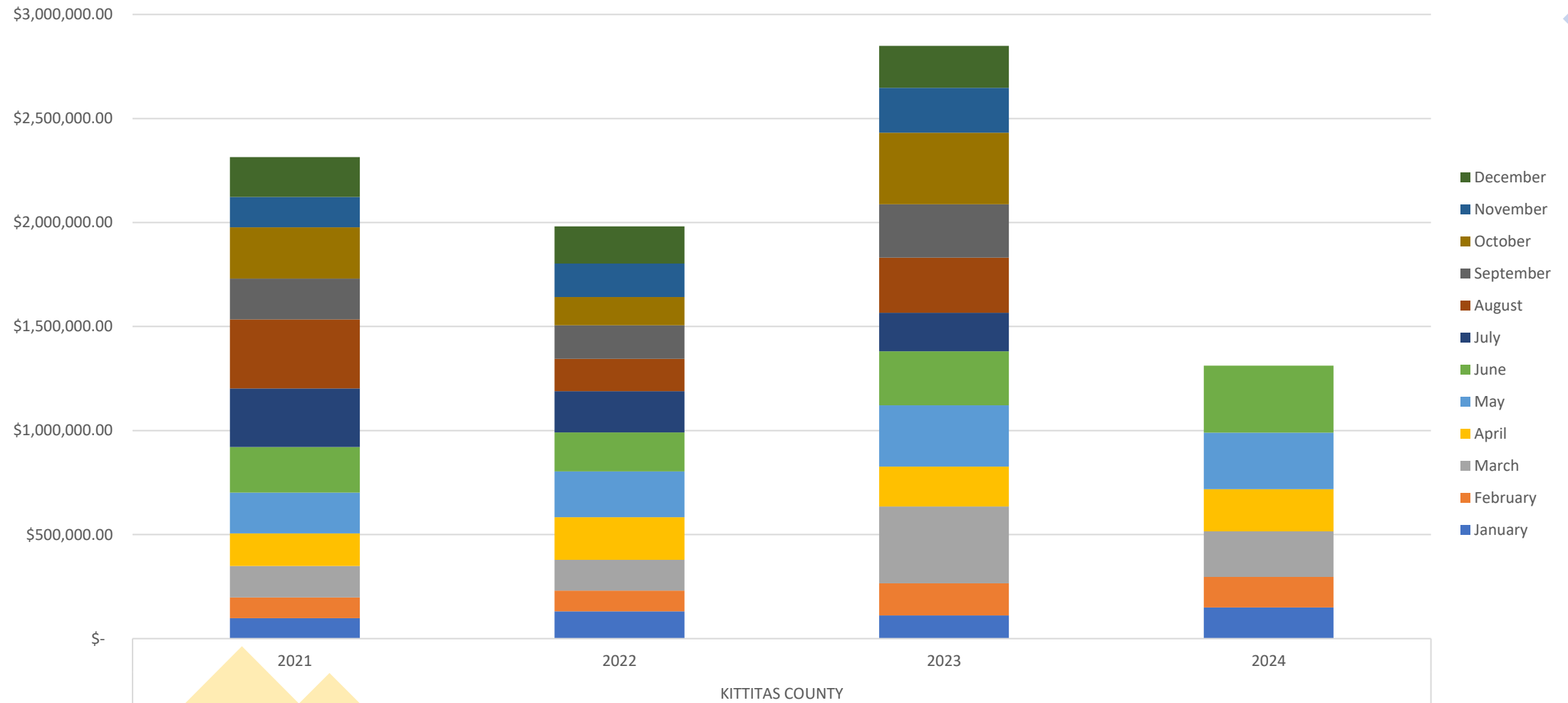
2024 Regular and Optional Revenue by Sector- through June



Kittitas County (Unincorporated) Sale Price Data 2018- June 2024

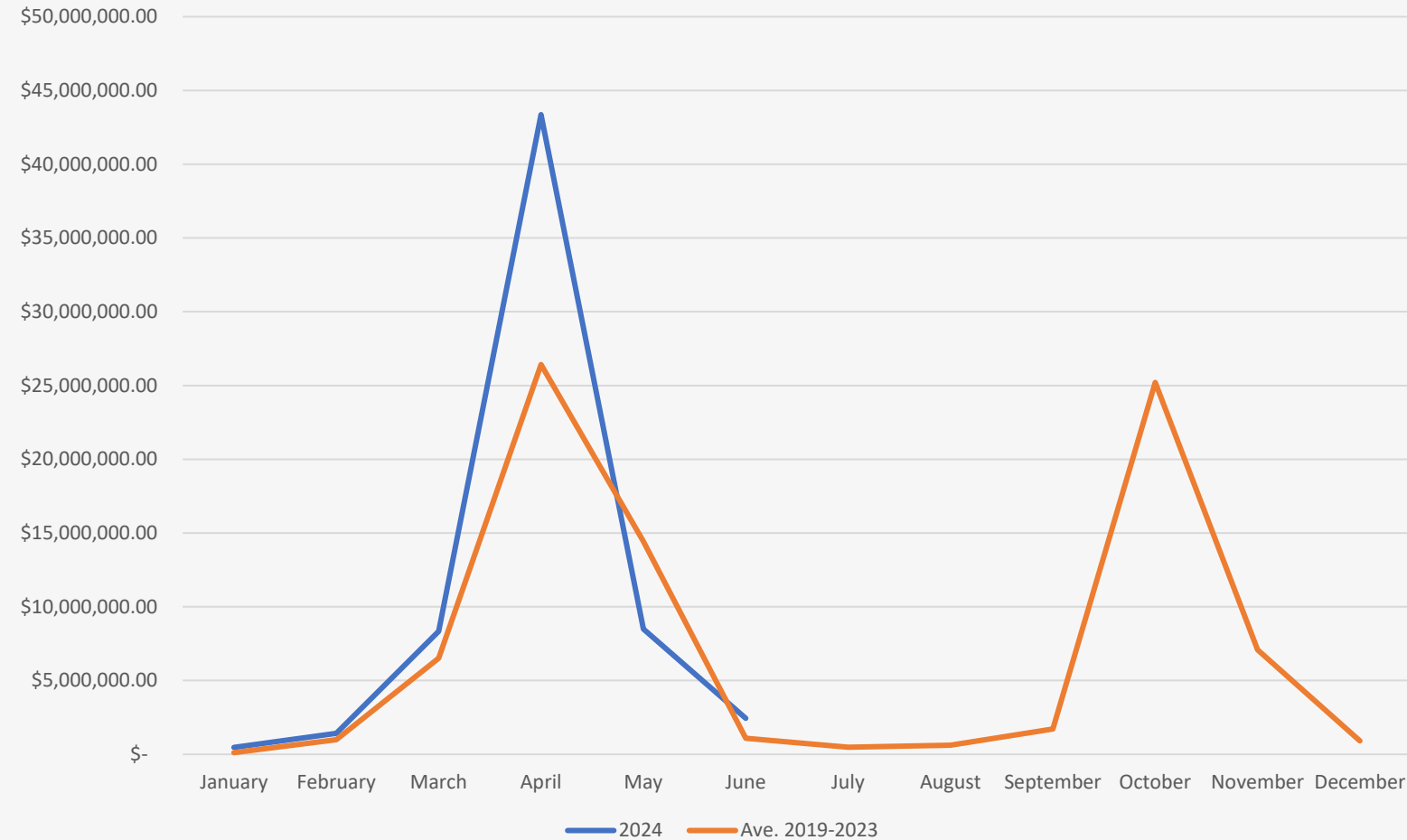


Local REET Collections 2021 to June 2024



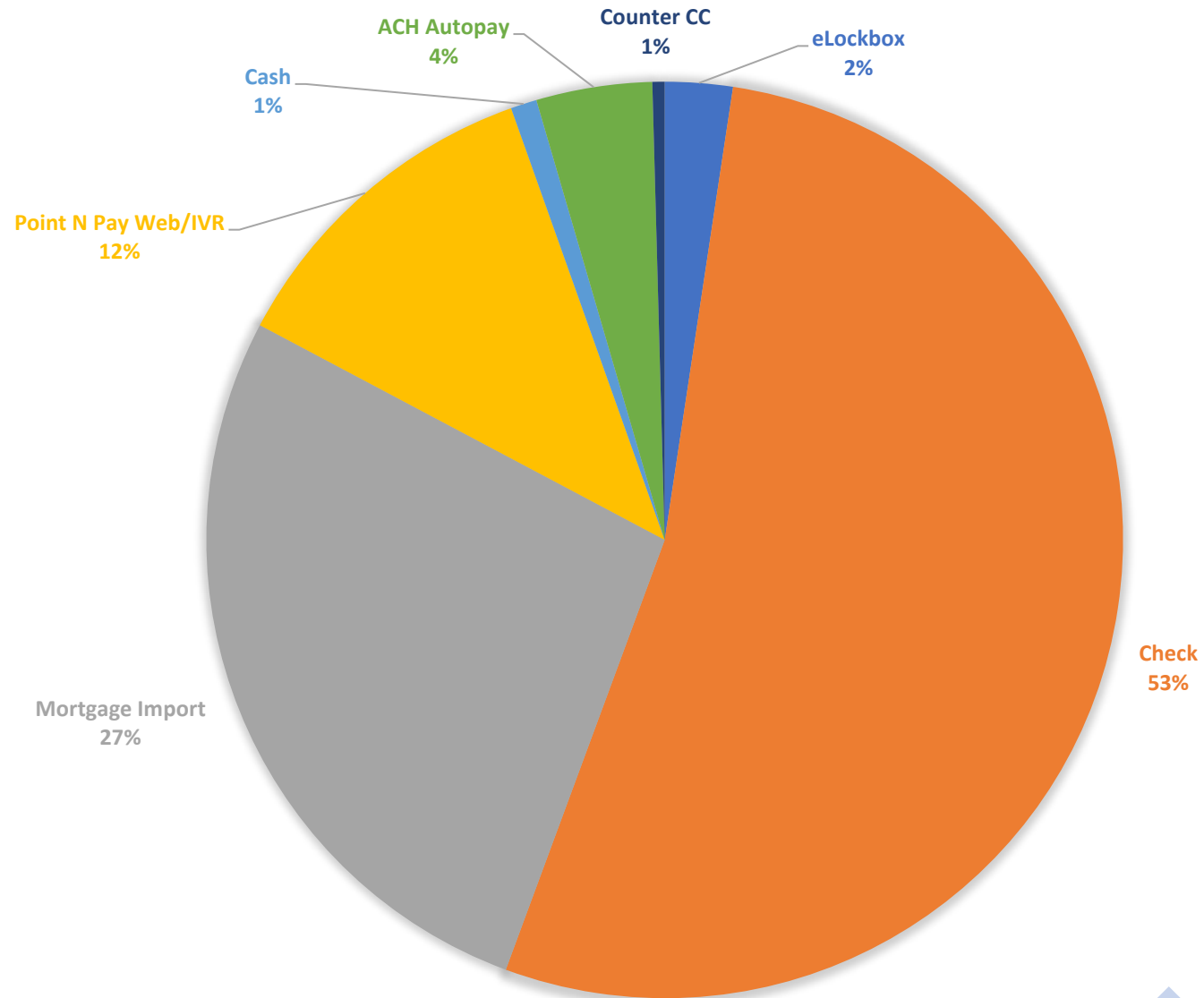
Property Tax Collections

Property Tax Collections by Month



- The 2024 Tax Roll was Certified on 1/12/2024, levying \$108,869,803.94 in Property Taxes Countywide
- 59% of collections have been received for 2024 which is in line with historical collection rates.
- April Collections amount was \$43mm.






TAX COLLECTIONS BY TYPE-JANUARY TO JUNE 2024



ADMISSIONS TAX ANNUAL COLLECTION

■ 2018 ■ 2019 ■ 2020 ■ 2021 ■ 2022 ■ 2023 ■ 2024

\$900,000.00
\$800,000.00
\$700,000.00
\$600,000.00
\$500,000.00
\$400,000.00
\$300,000.00
\$200,000.00
\$100,000.00
\$-



Foreclosure 2024

Foreclosure 2024

- 10 parcels were listed on the Certificate of Delinquency filed on June 5th, 2024
 - 7 parcels remain in foreclosure and will go to auction in November

Distrain 2024

- There are currently no distraint liens